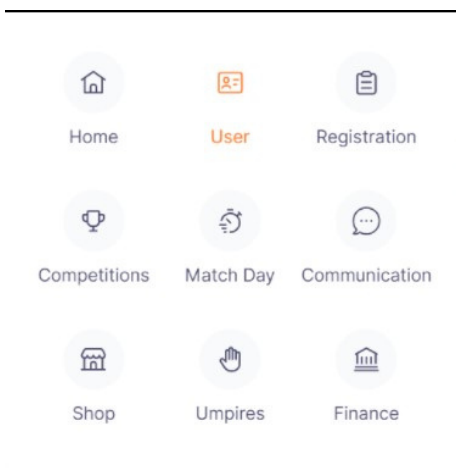
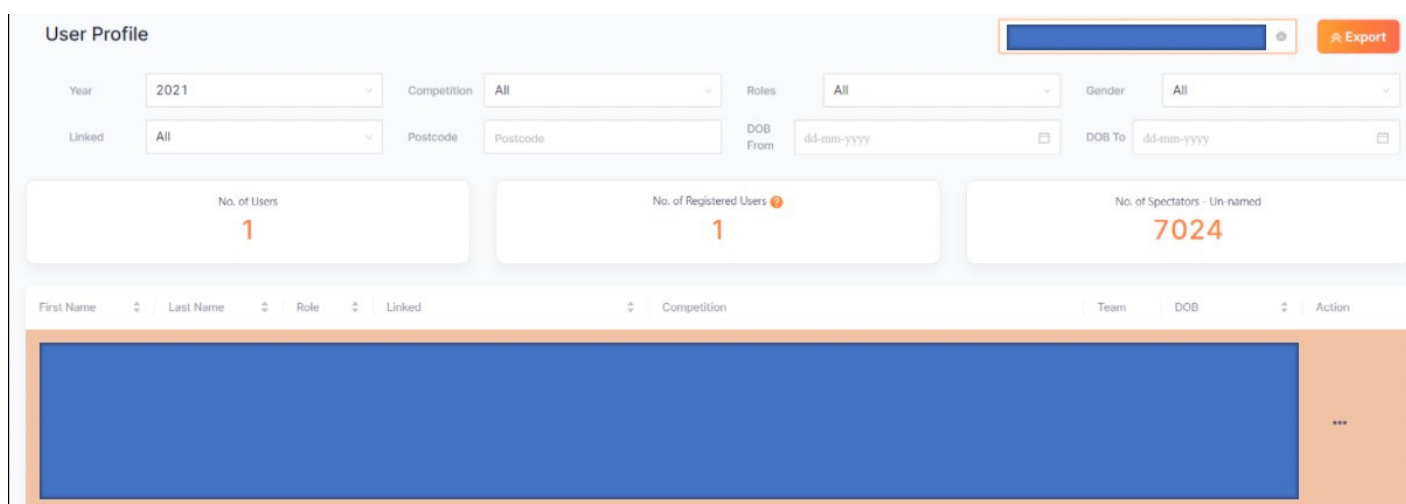
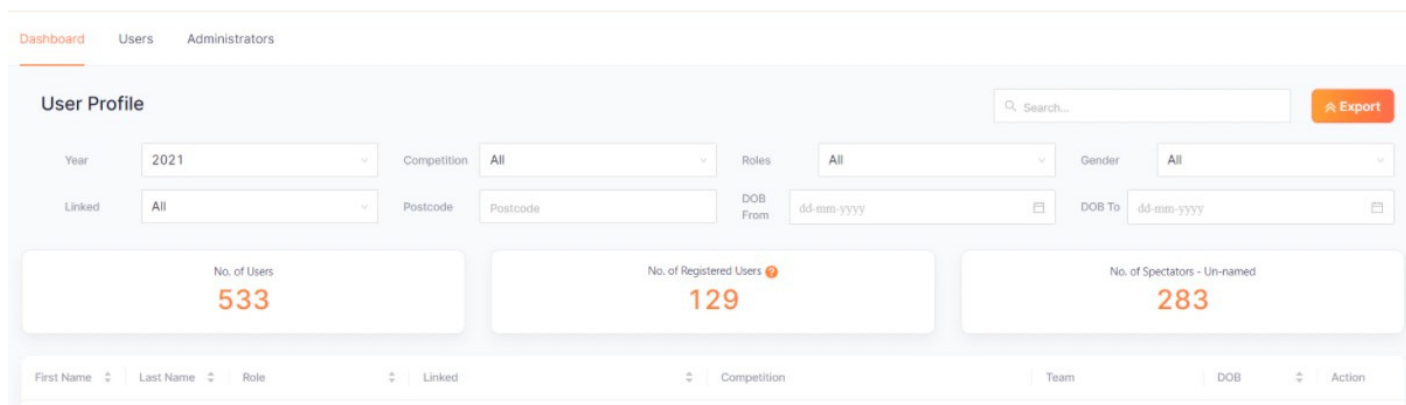


### 1. Open the USER MODULE



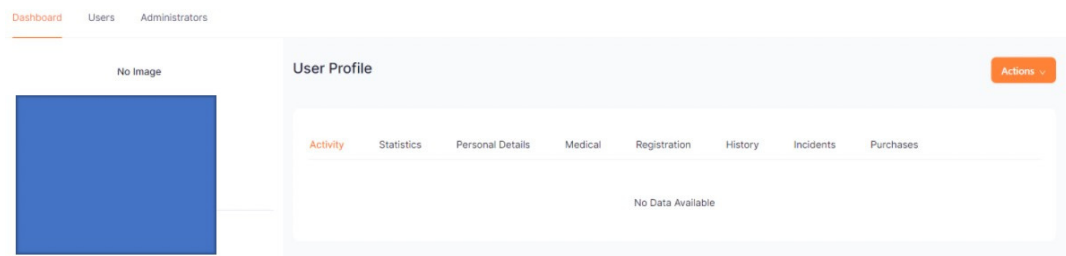
### 2. Dashboard

Search for the member using the search bar -Once the member has been found select either -The members name -The 3 dots on the right-hand side under action -Edit



### 3. Select REGISTRATION

Select the 3 dots on the right-hand side -Select registration change



Activity   Statistics   Personal Details   Medical   **Registration**   History   Incidents   Purchases


### Own Registration

Affiliate	Competition	Membership Valid Until	Comp Fees Paid	Membership Product	Membership Type	Division	Paid by	Status	Action
Don Joe								Registered	...

#### 4. Select De-Registration

Complete questions -Select confirm

What registration change do you need to make?

De-register 

Have you taken the court for training, grading or a competition game?

Yes

Why would you like to de-register?

I am over committed with other activities and can't fit in time for netball

I have been injured or for other health reason (not netball related)

Decided not to participate in netball

Moving to a different geographical area

Other

No

Transfer 